



2015 Annual

# Water Quality Report

Hillcrest  
PWS ID: PA2400070



PENNSYLVANIA  
AMERICAN WATER

Este informe contiene información importante acerca de su agua potable. Haga que alguien lo traduzca para usted, ó hable con alguien que lo entienda. (This report contains important information about your drinking water. Have it translated if needed.)

## A Message from the Pennsylvania American Water President



Dear Valued Customer:

On behalf of all Pennsylvania American Water employees, I am pleased to share some very good news about the quality of your drinking water. As you read through our Annual Water Quality Report based on testing results between January and December 2015, you will see that we continue to supply water that meets or surpasses all state and federal water quality standards. **Better yet, the price you pay for this high-quality water service remains about one penny per gallon.**

This is an exceptional value when you consider the science, expertise, equipment and technology that go into bringing water from the source and treating it, plus the miles and miles of pipe to deliver clean water to your tap. What's more, our plant operators, water quality experts, engineers and maintenance crews work around the clock to make sure that quality water is always there when you need it.


Delivering reliable, high-quality water service also requires significant investment to maintain and upgrade aging infrastructure. **In 2015 alone, we invested approximately \$270 million in system improvements across the commonwealth.**

Because water is essential for public health, fire protection, economic development and overall quality of life, Pennsylvania American Water's employees are committed to ensuring that quality water keeps flowing not only today but well into the future. We hope you agree that your water service is worth every penny.

Water is essential for public health, fire protection, economic development and our overall quality of life. This is a responsibility that Pennsylvania American Water employees take very seriously to ensure that quality water keeps flowing not only today but well into the future. Please take the time to review this report with its details about the source and quality of your drinking water. We hope you agree that your water service is worth every penny.

Sincerely,

Kathy L. Pape  
President, Pennsylvania American Water



American Water Works Company, Inc., together with its subsidiaries, is referred to as American Water. "Pennsylvania American Water" and the star logo are the registered trademarks of American Water Works Company, Inc. All rights reserved.

**WE CARE ABOUT WATER. IT'S WHAT WE DO.®**

## Our Mark of Excellence

American Water is the largest and most geographically diverse publicly traded U.S. water and wastewater utility company. Marking its 130<sup>th</sup> anniversary this year, the company employs 6,700 dedicated professionals who provide regulated and market-based drinking water, wastewater and other related services to an estimated 15 million people in 47 states and Ontario, Canada. More information can be found by visiting [www.amwater.com](http://www.amwater.com).

Pennsylvania American Water, a subsidiary of American Water (NYSE: AWK), is the largest investor-owned water utility in the state, providing high-quality and reliable water and/or wastewater services to approximately 2.3 million people.

We are once again proud to present our annual water quality report. This edition covers all testing completed from January through December 2015. Over the years, we have dedicated ourselves to producing drinking water that meets or surpasses all state and federal drinking water standards. We continually strive to adopt new and better methods of delivering the best quality drinking water to you. As regulations and drinking water standards change, it is our commitment to you to incorporate these changes system-wide in an expeditious and cost-effective manner, while maintaining our objective of providing quality drinking water at an affordable price.

We are pleased to tell you that our compliance with all state and federal drinking water laws remains exemplary. To that end, we remain vigilant in meeting the challenges of source water protection, water conservation, and community education while continuing to serve the need of all our water users.

For more information about this report, or for any questions relating to your drinking water, please feel free to call our Customer Service Department at 1-800-565-7292.

## Source Water Information

The Hillcrest Well is the sole source of supply for the Hillcrest service area. Pennsylvania American Water (PAW) maintains a groundwater well capable of processing a maximum of 20,000 gallons of water per day (GPD). The water supply is distributed for residential and commercial use.

## Protecting Your Water Source

The Pennsylvania Department of Environmental Protection (DEP) and PAW completed an assessment of the drinking water sources for the Hillcrest ground water supply in 2004. Although no man-made contaminants were detected, the water sources were considered most vulnerable to the following potential impacts: low density development, high density development, and agriculture.

Information on the completed Source Water Assessment is available from the DEP by calling the local office at (570) 826-2511. PAW encourages you to take an active part in protecting your water supply by participating in local activities as they occur in your local area.


## Other Water Quality Parameters of Interest

### Is there lead in your water?

If present, elevated levels of lead can cause serious health problems, especially for pregnant women and young children. Lead in drinking water is primarily from materials and components associated with service lines and home plumbing. Pennsylvania-American Water is responsible for providing high quality drinking water, but cannot control the variety of materials used in plumbing components. When your water has been sitting for several hours, you can minimize the potential for lead exposure by flushing your tap for 30 seconds to 2 minutes before using water for drinking or cooking. If you are concerned about lead in your water, you may wish to have your water tested. Information on lead in drinking water, testing methods, and steps you can take to minimize exposure is available from the Safe Drinking Water Hotline or through EPA at the following link. [U.S. Environmental Protection Agency Web Page on Lead](#)

### Does your water contain nitrates?

PAW's normal range of nitrate levels is below the MCL of 10 ppm. Nitrate enters the water supply from fertilizers used on farms and natural erosion of deposits in the watershed. Levels above 10 ppm are a health risk for infants under six months of age and can cause blue baby syndrome. Check with your physician if you have questions.



## How hard is your water?

Hardness is a measure of the concentration of two minerals naturally present in water – calcium and magnesium. High hardness levels cause soap not to foam as easily as it would at lower levels. Hardness levels in 2015 ranged from 104 ppm to 130 ppm, or 6.1 to 7.6 grains per gallon of water. The water is classified as moderately hard.

## How much sodium is in your water?

The sodium level is approximately 47 ppm. (Refer to the sodium information on page 4)

## What is the pH range of your water?

Water in the distribution system averaged 7.7 pH units. A pH of 7.0 is considered neutral, neither acidic nor basic.

## Is there fluoride in your water?

PAW does not add fluoride to your water supply. The naturally occurring fluoride levels are typically at or below 0.1 ppm.

## How to Contact Us

Additional copies of this report can be printed directly from this site at <http://www.amwater.com/ccr/hillcrest.pdf>. Questions can be presented to our Customer Service Department at 1-800-565-7292. Additional information can be gathered by viewing the following links on the Internet:

[Pennsylvania American Water Web Page](#)

[Pa. Department of Environmental Protection Web Page](#)

[U.S. Environmental Protection Agency Web Page](#)

[Center for Disease Control and Prevention Web Page](#)

[American Water Works Association Web Page](#)

**Safe Drinking Water Hotline: (800) 426-4791**

## Substances Expected to be in Drinking Water

In order to ensure that tap water is safe to drink, the U.S. Environmental Protection Agency (EPA) prescribes regulations which limit the amount of certain contaminants in water provided by public water systems. U.S. Food and Drug Administration (FDA) regulations also establish limits for contaminants in bottled water, which must provide the same protection for public health. Pennsylvania American Water's treatment processes are designed to reduce such substances to levels well below any health concern and the processes are controlled to provide maximum protection against microbial and viral pathogens which could be naturally present in surface and groundwater. Drinking water, including bottled water, may reasonably be expected to contain at least small amounts of some contaminants. The presence of contaminants does not necessarily indicate that water poses a health risk. More information about contaminants and potential health effects can be obtained by calling the EPA Safe Drinking Water Hotline at (800) 426-4791.

**Some people may be more vulnerable to contaminants in drinking water than the general population. Immuno-compromised persons such as persons with cancer undergoing chemotherapy, persons who have undergone organ transplants, people with HIV/AIDS or other immune system disorders, some elderly, and infants may be particularly at risk from infections. These people should seek advice about drinking water from their health care providers. EPA/CDC guidelines on appropriate means to lessen the risk of infection by *Cryptosporidium* and other microbial contaminants are available from the EPA's Safe Drinking Water Hotline (800) 426-4791.**

The source of drinking water (both tap water and bottled water) includes rivers, lakes, streams, ponds, reservoirs, springs, and wells. As water travels over the surface of the land or through the ground, it dissolves naturally occurring minerals and, in some cases, radioactive material, and can pick up substances resulting from the presence of animals or from human activity.

## Contaminants that may be present in source water include:

**Microbial Contaminants**, such as viruses and bacteria, which may come from sewage treatment plants, septic systems, agricultural livestock operations, and wildlife.



**Inorganic Contaminants**, such as salts and metals, which can be naturally occurring or may result from urban stormwater runoff, industrial or domestic wastewater discharges, oil and gas production, mining, or farming.

**Pesticides and Herbicides**, which may come from a variety of sources, such as agriculture, urban stormwater runoff, and residential uses.

**Organic Chemical Contaminants**, including synthetic and volatile organic chemicals, which are by-products of industrial processes and petroleum production, and may also come from gas stations, urban stormwater runoff, and septic systems.

**Radioactive Contaminants**, which can be naturally occurring or may be the result of oil and gas production and mining activities.

## Sodium

Although the amount of sodium in drinking water is insignificant compared to the sodium normally consumed in the average diet, it does become a concern to people on low sodium diets recommending less than 20 ppm intake from drinking water. High levels of salt intake may be associated with hypertension in some individuals. To reduce the risks of adverse health effects due to sodium, consult a physician or registered dietitian to plan a healthy diet that reduces the sodium content in your total food intake.

## How to Read This Table

Start with a **Substance** and read across. **Year Sampled** is usually in 2015 or prior year. **MCL** shows the highest level of each substance (contaminant) allowed. **MCLG** is the goal level for that substance (goal may be set lower than what is allowed). **Highest Amount Detected** represents the measured amount (lower is better). In some cases compliance is based on calculated values or values other than the **Highest Amount Detected**. In these instances the **Results** are shown with notations that explain the regulatory requirements. **Range** shows the highest and lowest amounts measured. A **Yes** under **Compliance Achieved** means the amount of the substance met government requirements. **Typical Source** tells where the substance usually originates.

Unregulated substances may be measured, but maximum allowed contaminant levels have not been established by the government. These contaminants are shown for your information.

## Definitions of Terms Used in This Report

**AL (Action Level):** The concentration of a contaminant, which, if exceeded, triggers treatment or other requirements which a water system must follow.

**EP (Entry Point):** A point at which finished water representative of each source enters the distribution system.

**MCL (Maximum Contaminant Level):** The highest level of a contaminant that is allowed in drinking water. MCLs are set as close to the MCLGs as feasible using the best available treatment technology.

**MCLG (Maximum Contaminant Level Goal):** The level of a contaminant in drinking water below which there is no known or expected risk to health. MCLGs allow for a margin of safety.

**MRDL (Maximum Residual Disinfectant Level):** The highest level of a disinfectant allowed in drinking water. There is convincing evidence that addition of a disinfectant is necessary for control of microbial contaminants.

**MRDLG (Maximum Residual Disinfectant Level Goal):** The level of drinking water disinfectant below which there is no known or expected risk to health. MRDLGs do not reflect the benefits of the use of disinfectants to control microbial contamination.


**NA:** Not applicable

**ND:** Not detected

**pCi/L (picocuries per liter):** Measurement of the natural rate of disintegration of radioactive contaminants in water (also beta particles).

**ppm (parts per million):** One part substance per million parts water, or milligrams per liter.

**ppb (parts per billion):** One part substance per billion parts water, or micrograms per liter ( $\mu\text{g/L}$ ).



**SS:** Single sample

**TT (Treatment Technique):** A required process intended to reduce the level of a contaminant in drinking water.

**%:** means percent.

**90th Percentile:** The highest concentration of lead or copper in tap water that is exceeded by 10 percent of the sites sampled during a monitoring period. This value is compared to the lead or copper action level (AL) to determine whether an AL has been exceeded.

**<:** means less than.

## Water Quality Statement

We are pleased to report that during the past year, the water delivered to your home or business complied with all state and federal drinking water requirements. For your information, we have compiled a list in the table below showing what substances were detected in your drinking water during 2015. The Pennsylvania DEP allows us to monitor for some contaminants less than once per year because the concentration of the contaminants does not change frequently. Some of our data, though representative, are more than one year old. Although all of the substances listed below are under the Maximum Contaminant Levels (MCL) set by the U.S. EPA and the Pennsylvania DEP, we feel it is important that you know exactly what was detected and how much of each substance was present in the water.

## Water Quality Results


### Regulated Substances (Measured on the Water Leaving the Treatment Facility)

Substance (units)	Year Sampled	MCLG	MCL	Highest Amount Detected	Range Low - High	Compliance Achieved	Typical Source
Arsenic (ppb)	2015	0	10	2	SS	Yes	Erosion of natural deposits; Runoff from orchards; Runoff from glass and electronics production wastes
Barium (ppm)	2015	2	2	0.2	SS	Yes	Discharge of drilling wastes; Discharge from metal refineries; Erosion of natural deposits
Nitrate (ppm)	2015	10	10	0.11	SS	Yes	Runoff from fertilizer use; Leaching from septic tanks; Sewage; Erosion of natural deposits

### Groundwater Chlorine Disinfectant Residuals (Measured on the Water Leaving the Treatment Facility)

Substance (units)	Year Sampled	Approved Minimum Disinfectant Residual	Range of Detections <sup>1</sup> Low - High	Below Required Minimum for More Than 4hours	Compliance Achieved	Typical Source
Entry Point Chlorine (ppm)	2015	0.30	1.0 - 1.5	No	Yes	Water additive used to control microbes

<sup>1</sup> All chlorine readings were above the Groundwater Rule requirement of not less than the approved minimum disinfectant level for more than four hours.



## Bacterial Results (from the Distribution System)

Substance (units)	Year Sampled	MCLG	MCL	Highest Number of Positive Samples	Compliance Achieved	Typical Source
Total Coliforms (number of positive samples)	2015	Zero bacteria	1 positive sample during the month	0	Yes	Naturally present in the environment

## Tap Water Samples: Lead and Copper Results


Substance (units)	Year Sampled	Action Level	MCLG	Number of Samples	90 <sup>th</sup> Percentile	Number of Samples Above Action Level	Compliance Achieved	Typical Source
Lead (ppb)	2013	15	0	6	1.2	0	Yes	Corrosion of household plumbing systems; Erosion of natural deposits
Copper (ppm)	2013	1.3	1.3	6	0.15	0	Yes	Corrosion of household plumbing systems; Erosion of natural deposits; Leaching from wood preservatives


## Regulated Compounds (Measured in the Distribution System)

Substance (units)	Year Sampled	MCLG/ MRDLG	MCL/ MRDL	Results	Range Low - High	Compliance Achieved	Typical Source
Uranium (ppb)	2013	0	30	1.3	SS	Yes	Erosion of natural deposits
Total Trihalomethanes (TTHM) (ppb) <sup>2</sup>	2015	NA	80	23.2	SS	Yes	By-product of drinking water chlorination
Haloacetic Acids (HAA5) (ppb) <sup>2</sup>	2015	NA	60	7.5	SS	Yes	By-product of drinking water chlorination
Chlorine Residual (ppm) <sup>3</sup>	2015	4	4	1.0	0.2 - 1.0	Yes	Added as a disinfectant to the treatment process to control microbes

<sup>2</sup> Results represent a single set of samples (HAA5 and TTHM) collected from the Stage 2 distribution system location.

<sup>3</sup> MRDL (maximum residual disinfectant level) applies. Routine individual samples were collected monthly with the results from all locations averaged each month. The monthly averages were then used to calculate a running annual average computed each quarter. The result represents the highest running annual average computed quarterly for the year. The range represents the range of monthly average results reported for compliance during the entire year.





**There's a lot more  
to your water bill  
than just water.**

When you turn on the tap, it's easy to see what your water bill buys. What's not as easy to see is what it takes to bring that water to your home. The miles of pipeline hidden below the ground. The facilities that draw water from the source. The plant where it's treated and tested. The scientists, engineers, and maintenance crews working around the clock to make sure that water is always there when you need it. Your water payments are helping to build a better tomorrow by supporting needed improvements that will keep water flowing for all of us—today and well into the future. All for about a penny a gallon.



**WE CARE ABOUT WATER. IT'S WHAT WE DO.  
FIND OUT WHY YOU SHOULD, TOO, at [amwater.com](http://amwater.com).**

© 2012 American Water. "American Water" and the star logo are the registered trademarks of American Water Works Company, Inc. All rights reserved.



**WE CARE ABOUT WATER. IT'S WHAT WE DO.®**